

High sensitivity and quantitative ^{13}C measurements using “Q-POMMIE”

Product used : Nuclear Magnetic Resonance (NMR)

POMMIE (Phase Oscillations to **Ma**xi**M**ize **E**diti**ng**) is a ^{13}C experiment that, like the more familiar DEPT experiment, utilizes polarization transfer to enhance the intensities of the ^{13}C signals. However, unlike DEPT, POMMIE edits the spectrum by varying pulse phase rather than adjusting pulse flip angle.

Fig. 1 shows the pulse program of Q-POMMIE (Quantitative-POMMIE)¹⁾. It improves quantitative performance by varying Δ and pulse phase to average the efficiency of polarization transfer (Fig. 1). The spectrum pattern of Q-POMMIE is identical to DEPT45.

Quantitative NMR measurements require sufficiently long repetition times to allow the (near complete) recovery of magnetization between scans. For the standard $^{13}\text{C}\{^1\text{H}\}$ inverse gated decoupling method, the minimum acceptable repetition time is dictated by the ^{13}C T_1 s, which can be very long (up to several minutes). On the other hand, the minimum repetition time of the Q-POMMIE method is dictated by the usually much shorter ^1H T_1 s. This means that Q-POMMIE can yield quantitative ^{13}C spectra in less time and with higher sensitivity than via the $^{13}\text{C}\{^1\text{H}\}$ inverse gated decoupling method.

Fig. 2 shows a comparison of $^{13}\text{C}\{^1\text{H}\}$ inverse gated decoupling and Q-POMMIE spectra of 10% Cinnamic acid cis-3-hexenylester in CDCl_3 . Although quaternary carbons are not observable in the Q-POMMIE spectrum, protonated carbon signals are recorded with significantly higher sensitivity, thereby allowing more accurate quantitation. Tab. 1 shows the comparison of the peak integrals obtained from each spectrum. While the CH integrals are significantly underrepresented in DEPT45, those obtained using Q-POMMIE are very close to those obtained via the $^{13}\text{C}\{^1\text{H}\}$ inverse gated decoupling method.

Features of Q-POMMIE

(Comparison with $^{13}\text{C}\{^1\text{H}\}$ inverse gated decoupling)

- Higher sensitivity
- Quaternary carbons are not observed
- Quantitative condition is dictated by ^1H T_1 s not ^{13}C T_1 s
- Requires large minimum number of scans ($96 \times n$)

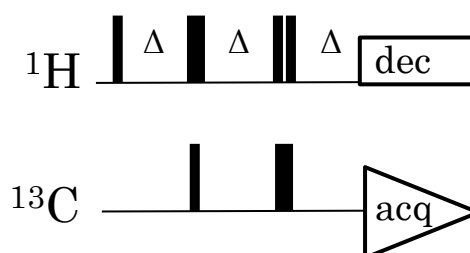


Fig. 1: Pulse program of Q-POMMIE

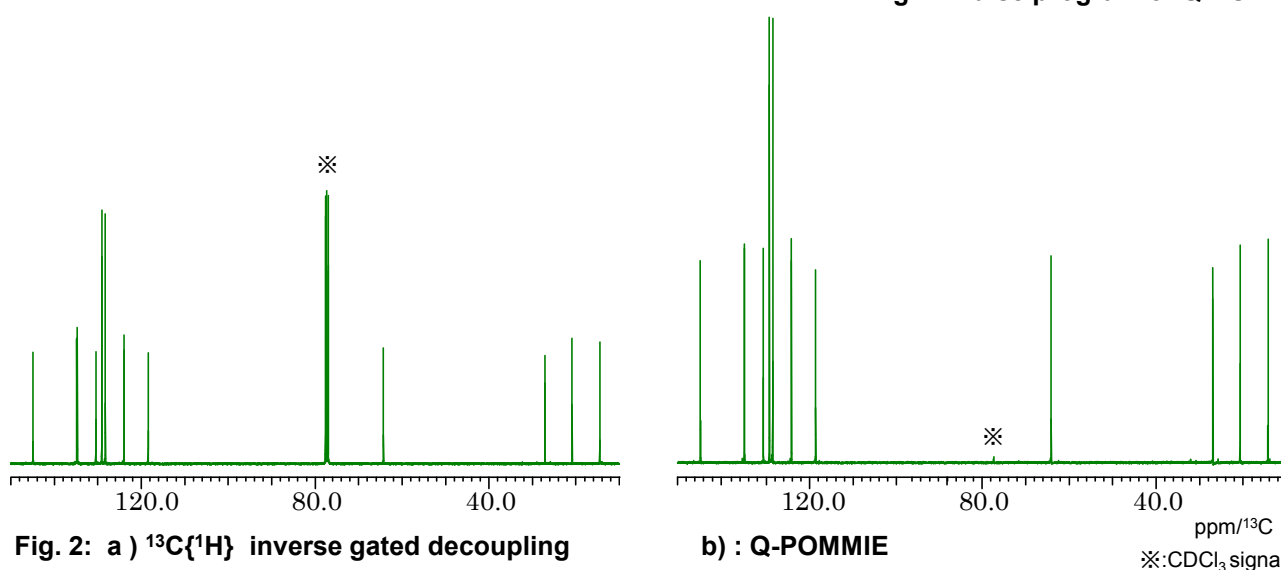


Fig. 2: a) $^{13}\text{C}\{^1\text{H}\}$ inverse gated decoupling

b) : Q-POMMIE

※: CDCl_3 signal

Sample: 10% CAHE/ CDCl_3
Instrument: JNM-ECZ400S & ROYALprobeTMHFX
Number of scans: 384
Pulse repetition time: 46 s

Reference

1) *Anal. Chem.* 2008, 80, 8293-8298.

Tab. 1: Integral values of protonated ^{13}C signals shown in Fig. 2

$\delta(\text{ppm})$	Exp	$^{13}\text{C}\{^1\text{H}\}$ inverse gated decoupling	Q-POMMIE	DEPT45
14.3 (CH_3)		1.00	1.00	1.00
20.7 (CH_2)		0.98	0.97	0.92
26.9 (CH_2)		0.89	0.94	0.94
64.2 (CH_2)		0.99	1.07	1.07
118.3 (CH)		0.95	0.97	0.69
123.9 (CH)		0.91	0.92	0.67
128.1 (CH)*2		1.85	1.87	1.44
129.0 (CH)*2		1.96	1.92	1.45
130.3 (CH)		0.95	0.99	0.67
134.5 (CH)		0.87	0.85	0.64
144.8 (CH)		0.95	0.96	0.66

Practical Example: UV Initiator

As an illustration of the utility of the Q-POMMIE experiment, Fig. 3 shows a comparison of spectra recorded on a sample of a UV initiator. The ^{13}C spectrum of this sample contains a signal at 77.2 ppm which is completely obscured by the solvent signal, so its integral cannot be determined via $^{13}\text{C}\{^1\text{H}\}$ inverse gated decoupling (Fig. 3a). On the other hand, the solvent signal is not visible in the Q-POMMIE spectrum, allowing this signal to be cleanly observed and hence integrated (Fig. 3b).

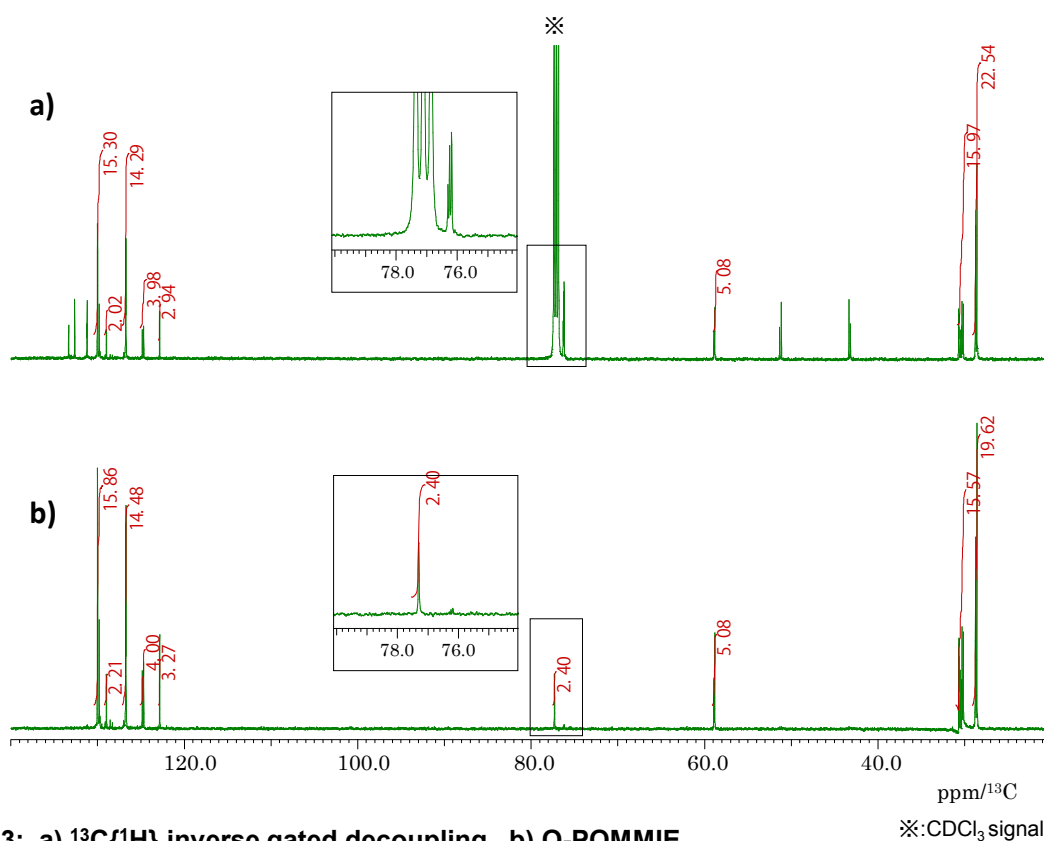


Fig. 3: a) $^{13}\text{C}\{^1\text{H}\}$ inverse gated decoupling b) Q-POMMIE

Sample preparation: 10 mg sample/ CDCl_3
 Instrument: JNM-ECZ500R & 5mm SuperCOOL probe
 Scans: 960
 Pulse repetition time: 20 s

Sample courtesy of Mr. Yuuji Itoh (TOYO INK SC HOLDINGS CO., LTD)

Certain products in this brochure are controlled under the "Foreign Exchange and Foreign Trade Law" of Japan in compliance with international security export control. JEOL Ltd. must provide the Japanese Government with "End-user's Statement of Assurance" and "End-use Certificate" in order to obtain the export license needed for export from Japan. If the product to be exported is in this category, the end user will be asked to fill in these certificate forms.

